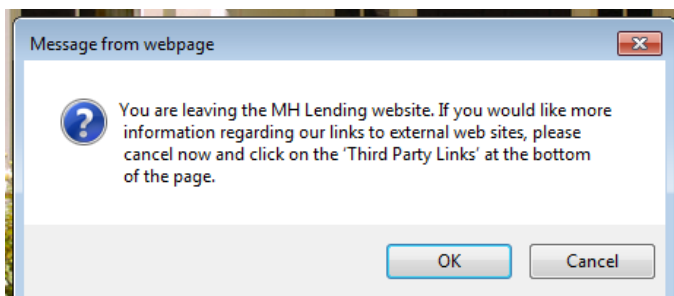



First Time User

Go to www.MHLending.CreditHuman.com and click on the "Access Loan Information" link at the bottom of the home page. This will take you to a page of information about eStatus Connect®. When you click on the eStatus Connect link on this page you will get a message to let you know you are leaving the Credit Human website.



Click on OK to proceed.



credit human

Contact Us Login

Welcome Payment Information Loan Balances Memos Payment History Payment Options Account Information Statements Documents

CUFBL is now Credit Human

We are still the same credit union, and the same people you have come to know and trust are still here, working for you.

Please login to view your mortgage information

Username:

Password:

Enter code:

Register - First Time Users Must Register

[I Forgot My Username](#)

[I Forgot My Password](#)

[I Want To Change My Password](#)

Login

eStatus CONNECT Powered By Financial Industry Computer Systems, Inc.

You will need to click on the registration link that states “Register – first time users must register”.

[Register - First Time Users Must Register](#)

You will then be taken to a new screen where you will need to input your loan number and your social security number (do not include the dashes) and then click on continue. Each borrower on the loan may have their own unique user name and password.

You will be taken to the wrap agreement screen. Please read the agreement and if you agree, click on I agree to continue the registration process.

If you do not agree you will be unable to use the online system and will need to continue to contact our customer service number 1-866-310-2143 for assistance with your loan.

FICS Click Wrap Agreement

WARNING: THIS IS A LEGAL AGREEMENT BETWEEN YOU (EITHER AN INDIVIDUAL OR AN ENTITY), THE END USER, AND FINANCIAL INDUSTRY COMPUTER SYSTEMS, INC. (HEREINAFTER "FICS"). YOU SHOULD CAREFULLY READ THE FOLLOWING TERMS AND CONDITIONS BEFORE CLICKING ON THE "I AGREE" BUTTON AT THE END OF THIS DOCUMENT. BY CLICKING ON THE "I AGREE" BUTTON, YOU ARE CONSENTING TO BE BOUND BY AND ARE BECOMING A PARTY TO THIS AGREEMENT. IF YOU DO NOT AGREE TO ALL OF THE TERMS OF THIS AGREEMENT, CLICK THE "I DISAGREE" BUTTON TO CANCEL YOUR REGISTRATION.

1. Definitions

A. "eStatus™ Software" means certain software and related user documentation for use in receiving and conveying (e.g. displaying) data retrieved from the Mortgage Servicer® database.

B. "Loan Provider" means any entity which is a licensed customer of FICS products and services and which maintains a web site with a hyperlink to access eStatus™ Software provided by FICS.

C. "End User" means any person or entity, who has been authorized by the Loan Provider to access a loan or group of loans serviced by the Loan Provider and has agreed to be bound by the terms of the FICS Click Wrap Agreement.

I Disagree

Print

I Agree

Once you click on the "I agree" button you will be asked to input a user name of your choice that is between 4 and 20 characters. The user name and passwords are case sensitive. You will be asked to enter a password that is 4 to 20 characters long. It must have letters and numbers. There must be both upper and lower case letters in the password. You will need to re-enter the password for verification. You will be asked to enter your email address 2 times. ***Please Note: In order to complete the registration you must be able to access this email address since an activation email will be sent to you.***

Please enter a Username and Password to Register

Username:

- Username must be between 4 and 20 characters in length.


Password:

- Password must be between 4 and 20 characters in length.
- Password must contain at least one numeric character.
- Password must contain at least one uppercase character.
- Password must contain at least one lowercase character.

Confirm Password:

Email Address:


Confirm Email:



Enter code:

[Cancel](#)

Before you click on submit you must enter in the characters that are shown in the image on your screen. This is an example. Verify your information and then click on the Submit button.



Enter code:

You should get the following screen.

System Message

You have just completed the first step of registering your eStatus account.
Next, you will receive an email with instructions for activating your account.
Upon successful account activation, you may proceed to the login page.

[Go to the Login Page](#)

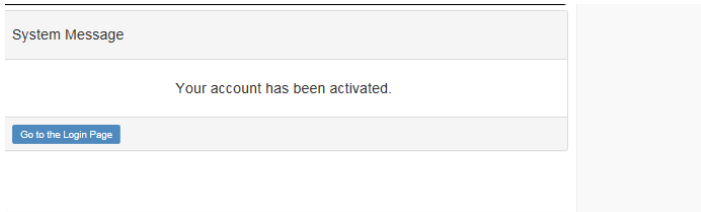
At this point you will need to check your email to complete the activation.

You can close the browser at this time as you will be redirected to it in the email. If you do not see the email within 5 minutes, check your junk mail box. Depending on your email settings it may be directed there.

If you do not get an activation email after 15 minutes please contact customer service toll free at 866-310-2143 during business hours for assistance.

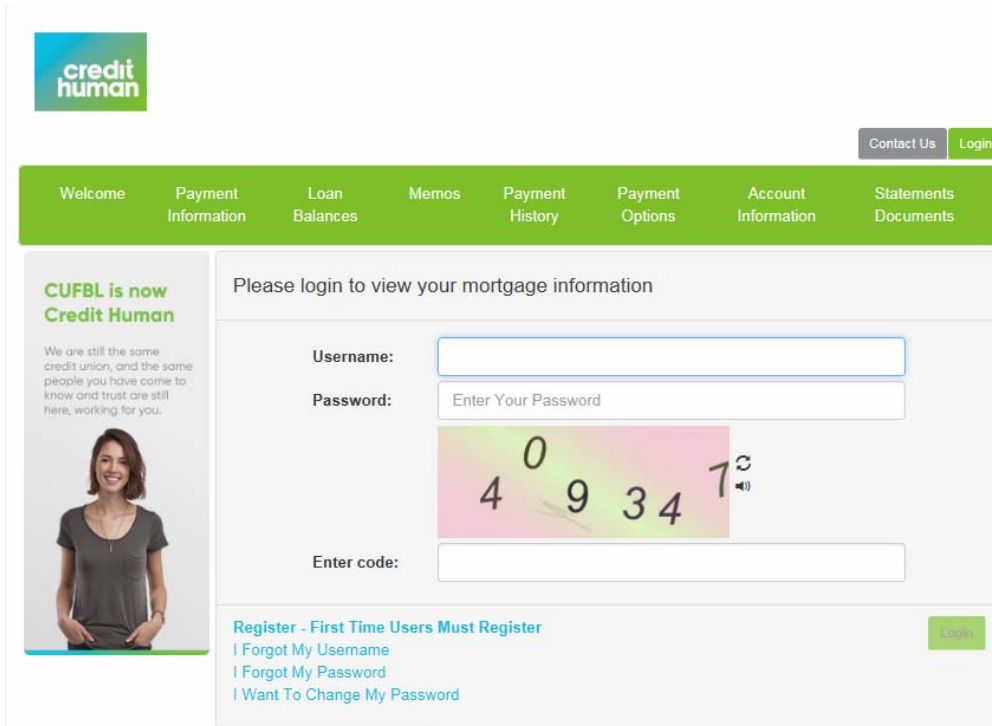
Click on the link listed in the email or copy and paste the link into your browser.

You will then get the following screen:



Click on where it states "Go to the Login Page" and this will bring you back to the original log in screen.

You are now registered and may log in using the username and password you created. Make sure to enter in the characters as listed in the picture on your screen.



Once you log in you will be able to view the different tabs and information for your loan. Your Statements should be available for viewing on the Statements/Documents tab.

If you have any questions contact Customer Service toll free at 866-310-2143.